

## GREAT FALLS HOOPS – COACH LOGIN

([HTTP://WWW.GFHOOPS.COM](http://www.gfhoops.com))

The site was designed to do the following:

- 1) Communicate with players and their families
- 2) Make it easier on Coaches and League Officials to update information
- 3) Track the players (administratively and performance wise)
- 4) Enhance the league and the experience the players and families have

Any comments (good, bad, other) should come to Greg Potteiger. Any problems (bugs, or issues) will be fixed quickly. Any ideas for enhancements will be evaluated and considered.

Email is usually the best way to get a hold of me [greg@bowwave.com](mailto:greg@bowwave.com)

As coaches, we want you to:

- a) Encourage the use of the site
- b) Use the site along with your other communication methods (email, phone etc.) to keep your team up to date
- c) Keep your game results up to date
- d) Provide your end of year player evaluations

## GETTING THERE

The URL you can use to get to the site: [www.gfhoops.com](http://www.gfhoops.com)



## Great Falls Basketball

Welcome to the Website! The latest information on our leagues, teams and players is all right here. News and event information will be updated frequently, so come back often.

### News

#### Game Schedules

Coaches and Parents - the game schedules are being created this week and will be finalized early next week. You may see games scheduled as you check your teams over the next few days - however there may be some changes as any conflicts are identified. A note will go out to coaches and will be posted here when the game schedules are final.

#### Registration still open for K/1

It is not too late to register a player the K/1 age group.

[To register a Player](#)

<https://www.youthleaguesusa.com/gfalls/winter2011/Welcome.html>

#### Coach / Volunteer Registration

If you are a coach or a league volunteer, you must register if you haven't already done so. Please click the link below - it only takes a minute!

<https://www.youthleaguesusa.com/gfalls/winter2011/Volunteer.html>

#### Coaches Meeting

The 2010-2011 Coaches Meeting was held on October 25th. Thank you to all the coaches for coming out to get all the information about the upcoming season. If you missed the meetin or would like to review the material covered, a copy of the presentation is available by clicking [here](#).

If you do not currently have a certificate as a Volunteer Building Director please follow the directions below to get your certificate:

1. Coaches go to: [http://www.fairfaxcounty.gov/reoteam\\_sports/volbid\\_dir.htm](http://www.fairfaxcounty.gov/reoteam_sports/volbid_dir.htm)
2. Create an account
3. Watch the video

### This Week

League: 10th Grade Boys

Date: 11/20/2010

To see game details, click on the icon. To go to the Team pages, click on the team name.

No Games are Scheduled this Week.

### Weather / Alerts

Alerts for 11/20/2010

No Alerts.

### Photos

No Image

## COACH LOGIN

IMPORTANT – Logins are tied to the area of the site you are in, **so if you are a Select coach go to the baseball area of the site first**. If you try to login while you are not in the proper section of the site it will not grant you access.

Click the Login Link on the Menu Bar

## Coach and Administrator Login

To login to the current league: **Great Falls Basketball** enter your username and password below and click the Login button.

### Need Help?

[Click here to get online help to use the coaches and administrator tools.](#)

### Coach / Admin Login

**Login**

Username

Password

[Login](#)

You will then be prompted to enter your username and password which will be provided for you. If you don't know it, contact me at [greg@bowwave.com](mailto:greg@bowwave.com). Click "Login" to login to the site

After you login you will see your name at the top that shows that you have been logged in and you will see the Coaches option on the menu bar.

NOTE: If you are also an administrator you will also see other options as well.


## COACH'S MANAGEMENT PAGE

Click on the Coaches Menu Selection








### Coaches Home Page

*If you have coached more than one team, use the selector below to select the team you wish to work with.*

Select Team 5th Grade Girls - G5-Potteiger

 **Schedule** [\(download to calendar\)](#)

Show Practices  
*To see game details click on the game icon.*

	Teams	Result
	G5-Potteiger @ G5-Weber (Dec 5 12:20 PM Great Falls Elementary)	-
	G5-Potteiger @ G5-Carniol (Dec 12 1:30 PM Great Falls Elementary)	-
	G5-Potteiger @ G5-Lailas (Dec 19 1:30 PM Great Falls Elementary)	-
	G5-Weber @ G5-Potteiger (Jan 9 12:20 PM Great Falls Elementary)	-
	G5-Carniol @ G5-Potteiger (Jan 16 1:30 PM Great Falls Elementary)	-
	G5-Lailas @ G5-Potteiger (Jan 23 1:30 PM Great Falls Elementary)	-
	G5-Potteiger @ G5-Weber	

[\(download to Excel\)](#)

### Roster

*To see more about a player, click on the player's name.*

Player
<a href="#">Chloe B</a>
<a href="#">Mallory L</a>
<a href="#">Kelly M</a>
<a href="#">Katie M</a>
<a href="#">tarra o</a>
<a href="#">Kariye P</a>
<a href="#">Emelia P</a>
<a href="#">Katherine S</a>

[Perform Player Evaluations](#)

News and Events  Email  SMS

*This section allows you to create blog entries for your team's "Team Page". To create a new entry, click on "Add New Item".*

News Queue							
Title	Added	Expires	Type	Order	Status	Edit	

Some of you may have more than one team. If that is the case, select the team that you want to manage in the drop down list at the upper left hand corner of the screen.

## UPDATING NEWS – CREATING A BLOG ITEM

Scroll down to the bottom of the coach's page and there is a tab called News and Events. On that tab, click on Add New Item. Enter the Title and the body of your article, select the type of news (General or Event) and whether it is live, archived or in development.

If you are writing a very large article, but you only want a short synopsis on the team page with a link to the rest, click on the "Show Synopsis with Link" radio button. When this is selected a second text area is shown where you can enter the synopsis that will be shown to users with a link to the full article.

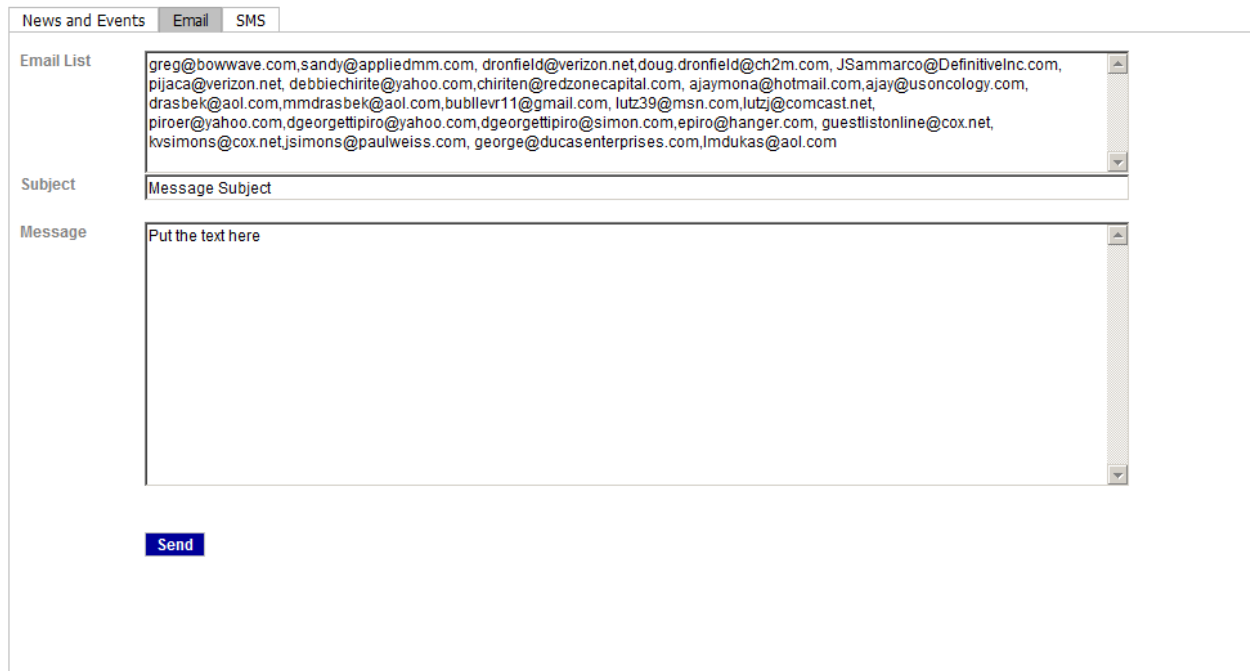
The screenshot shows the 'Add/Edit News Item' form. At the top, there are tabs for 'News and Events', 'Email', and 'SMS'. Below the tabs is the title field containing 'Tough Loss in City Series'. A rich text editor follows, with a toolbar and a text area containing three paragraphs of text. Below the text area is an 'Upload Image' section with a 'Browse...' button and an 'Upload' button. At the bottom, there are radio buttons for 'In Development', 'Live', and 'Archived'. There are also checkboxes for 'Show Entire Story on Home Page' and 'Show Synopsis with Link'. At the very bottom, there are fields for 'News Type' (set to 'General'), 'Order' (set to '1'), and 'Expiration Date' (set to '6/22/2009'). There are 'Save' and 'Cancel' buttons at the bottom right.

- Live items will be shown to people, In Development or Archived items are not shown.
- You can use the Order field to determine whether you want the article at the top or bottom of your list.
- You can use the expiration date to allow the news to stop being shown as of a certain date.
- Once a news item is saved, you can click on the Edit button in the List to go back and edit it. Also once it is saved, you can upload a picture that you want displayed with the article.

- When you create a news article / blog for your team it is always a good idea to look at it from the Team Page so that you can see exactly how it will look to others.
- I recommend against cutting and pasting text from word since it will have hidden text and tags that can cause issues in html.
- If you are cutting and pasting from another source, I recommend first pasting it in Notepad and then cutting and pasting it into the window here on the site. This converts it to plain text.
- If you are familiar with HTML, you can use the HTML view to see and update your blog posts how you see fit, otherwise you can use the included tool to use color, bold etc.
- Once you have initially saved a post you can also upload a picture to the post.

## SENDING OUT EMAILS

You can use the system to send emails to your team as well. By going to the email tab, the system will show the email addresses that for your players. You can then enter a message and click send. The email will be sent to the list shown in the address box.



The screenshot shows a web interface with three tabs: "News and Events", "Email", and "SMS". The "Email" tab is selected. Below the tabs, there are three main input areas:

- Email List:** A text box containing a list of email addresses separated by commas, including: greg@bowwave.com, sandy@appliedmm.com, dronfield@verizon.net, doug.dronfield@ch2m.com, JSammarco@DefinitiveInc.com, pijaca@verizon.net, debbiechirite@yahoo.com, chiriten@redzonecapital.com, ajaymona@hotmail.com, ajay@usoncology.com, drasbek@aol.com, mmdrasbek@aol.com, bubblevr11@gmail.com, lutz39@msn.com, lutzj@comcast.net, piroer@yahoo.com, dgeorgettipiro@yahoo.com, dgeorgettipiro@simon.com, epiro@hanger.com, guestlistonline@cox.net, kvsimons@cox.net, jsimons@paulweiss.com, george@ducasenterprises.com, lmdukas@aol.com.
- Subject:** A text box containing the placeholder text "Message Subject".
- Message:** A large text area containing the placeholder text "Put the text here".

Below these input areas is a blue "Send" button.

The address box is populated from the player profiles that are stored in the system. These can be updated by the players and should be up to date with registration information. You can edit the email list (ie. add or remove addresses) if you want before sending the email out. Separate any email addresses with a comma.

You could also use this function to get the list of emails for your team to use in your regular email program.

## SENDING OUT SMS MESSAGES

You can use the system to send text to your team as well. By going to the SMS tab, the system will show the SMS addresses that for your players. You can then enter a message and click send. The text will be sent to the list shown in the address box. ***To use this feature, you would need to gather the SMS phone and carrier information and update each player using the player profiles. (This is not automatically collected during registration).***

*To send an SMS to your team, complete the subject and short message below and click send. It will go to any parents that have provided their SMS information to the system.*

Team

Subject

Message

**Send**



## GAME MANAGEMENT

**It is the winning coach's responsibility to update your game score within 24 hours of game completion.**

Your schedule is shown on your team page.

To work with a game, click on the basketball icon. This will show you the same Game page that your team can see from the team page. As a logged in coach you will see an update link below the "Game Info" Box.

### GAME - G5-Potteiger vs. G5-Weber

Game Info		Box Score	
League	5th Grade Girls	Sunday, December 05, 2010 12:20 PM - Great Falls Elementary	
Date / Time	12/5/2010 12:20:00 PM	Home Team:	G5-Weber - 0
Gym	Great Falls Elementary	Away Team:	G5-Potteiger - 0
Home Team	G5-Weber - 0		
Away Team	G5-Potteiger - 0		
Result	Scheduled		

**Coach: [Update Game Information](#)**

Standings			
Team	W	L	T
<a href="#">G5-Carniol</a>	0	0	0
<a href="#">G5-Lailas</a>	0	0	0
<a href="#">G5-Potteiger</a>	0	0	0
<a href="#">G5-Weber</a>	0	0	0

Click on that link to be taken to the game update page.

G5-Weber	Score	<input type="text" value="0"/>
G5-Potteiger		<input type="text" value="0"/>
Game Status		Scheduled ▾
Game Tagline		<input type="text"/>
Game Notes		<div style="border: 1px solid gray; height: 60px; width: 100%;"></div>
		<input type="button" value="Save"/> <input type="button" value="Cancel"/>

First update the results of the game (i.e. Score) and make sure you make the Game Status = "Completed" then Click "SAVE". The results will immediately show up on your schedules and standings.

## TEAM PAGE

Your players and fans can visit your team web page by going to the Leagues/ Teams menu item and selecting your team.

# Great Falls HOOPS!

Welcome to Great Falls Youth Basketball

[Leagues/Teams](#) [Calendar](#) [Gyms](#) [Information](#) [Acheivements](#) [Coach](#) [Referees](#) [Forms](#) [Gear](#) [Login](#)

## 5th Grade Girls / G5-Potteiger

### Team News

**Sample Blog Item**

Here is where coaches can keep the team page content up to date via a series of "blog" entries over the course of the year. Coaches can put administrative information such as practice reminders and contact information as well as other information to keep the players and parents up to date.

One great practice is a weekly game summary to highlight key team contributions and performances. Kids love to see their name on the web page!

Use this area as you see fit to keep your team up to date.

### Team Pictures

[Go to Team Photo Album](#)  
No Pictures in Team Gallery

If you want to send a link so that Grandma or Grandpa can go directly to your team page, just cut and paste the link below.  
<http://www.gflittleleague.org/Team.aspx?id=474>

### Team Information

**G5-Potteiger**  
Coach: Greg Potteiger [greg@bowwave.com](mailto:greg@bowwave.com)  
This is a team from Great Falls Basketball

### Schedule [\(download to calendar\)](#)

Show Practices  
*To see game details click on the game icon.*

	Teams	Result
	G5-Potteiger @ G5-Weber (Dec 5 12:20 PM Great Falls Elementary)	-
	G5-Potteiger @ G5-Carniol (Dec 12 1:30 PM Great Falls Elementary)	-
	G5-Potteiger @ G5-Lailas (Dec 19 1:30 PM Great Falls Elementary)	-
	G5-Weber @ G5-Potteiger (Jan 9 12:20 PM Great Falls Elementary)	-
	G5-Carniol @ G5-Potteiger (Jan 16 1:30 PM Great Falls Elementary)	-
	G5-Lailas @ G5-Potteiger (Jan 23 1:30 PM Great Falls Elementary)	-
	G5-Potteiger @ G5-Weber	-

[\(download to Excel\)](#)

### Standings

*Click on a team to see more about them.*

Team	W	L	T
------	---	---	---

## CALENDAR

The Calendar Page shows a calendar of all the scheduled games and practices. As a coach you have the ability to create events (practices) on the schedule. You can also download your schedule for import into outlook or other calendar tools.

You can view the calendar without logging in, but must be logged in to add or update events.

To view the items you wish use the filter at the top of the page. You can select one or more teams to view on the calendar.

### Calendar

*Use the Team(s), Venue and Date Selectors to filter the Events, Games and Times that you wish to view. Use the View dropdown to view the calendar in monthly, weekly or daily mode. If you double click on a game, the system will take you to the "game" page.*

Date:

View:

Venue:

Team:

Show Non League Events (For scheduling purposes)

[Download Calendar vCal](#)

[Add Event](#) [Check Issues](#)

Calendar For: 5th Grade Girls -> G5-Carniol, 5th Grade Girls -> G5-Lailas, 5th Grade Girls -> G5-Potteiger, 5th Grade Girls -> G5-Weber activities on ALL Fields

To enter a new event, click on "Add Event" (Remember you must be logged in to see this option).

# Calendar

Enter or update the information for the Event you wish to put on the Calendar. Click Save to save your event information to the database.

## Event Information

---

Event

Date

Time From  To

Description

Team

Send an Email to Team about the Event

Field

Type

Recurrence  Recurrence

Every week until

One thing to note – please make sure you double check the times you enter that they are correct. It is easy to put in 5:00 AM when you mean 5:00 PM.

You can also designate to have an email go out to your team if the event is being created by clicking the checkbox shown.